

Pump Your Needs.



(Actual Size)  
\*Colors and sizes of actual  
products may differ slightly  
due to printing condition.

**The One-and-Only functional elegance and  
high-performance.**

**WP1000**  
**WP1100**

---

**HIGH-PERFORMANCE PERISTALTIC PUMP**

---

WP1000/WP1100, a high-performance peristaltic pump and a token of WELCO peristaltic pump groups, is designed on functional elegance and performance.

Received Good Design Award, not only its advanced design itself, featured by tool-free installation and tube replacement.

Capable to be applied for various analyses, car washing, printing, food processing, laundry and warewashing industries.

When we design, we always envision the needs.

# High-performance concealed in a simple and smart design.



A simple configuration is achieved by incorporating multiple functions into each part.

## Simple configuration

WELCO peristaltic pumps use parts manufactured entirely using high-quality Japanese technology. The pumps meet a wide range of needs to a maximum of approx. 700ml per minute by using various combinations of parts.

**Cassette**

The highly-transparent clear body enables the pump motor status to be checked at a glance. Special nylon materials with excellent weather and chemical-resistant abilities are used.

**Rotor Assembly**

The multi-configuration rotor can accommodate various needs. Two or four rollers.

**Geared Motor**

The gears are designed and developed in-house. The uniquely-configured resin planetary gear, with its excellent durability, is highly regarded. The motors used are manufactured by domestic Japanese companies with stable quality.

**Pump Tube**


A wide range of tubes are available, from original tubes developed in-house to general-purpose tubes. Choose the materials and size according to application.

**Fitting**

Insertion-type fittings for easy removal. Tube replacement can be done easily. Choose from various types of fittings according to application.

## Enables one-touch mounting without using tools Easy setting configuration

Performing the specified shape processing on the mounting parts enables an all-in-one "easy setting mechanism", which can be mounted merely by inserting the main unit to the base. The unit can be fixed without using other parts or tools.



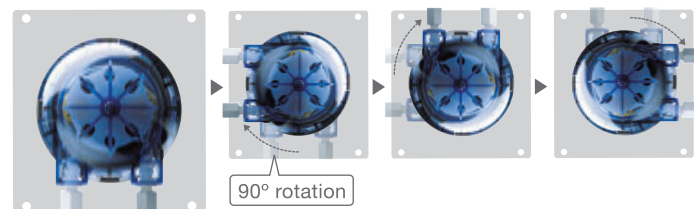
## Maintenance can be performed without using tools Handy mounting configuration

A "handy mounting mechanism", which applies a bayonet configuration that is also used in mounting and removing camera lenses, is used in the base. As the cassettes can be mounted and removed manually without using tools, maintenance such as tube replacement can also be performed speedily.



## The angle can be adjusted freely while the base is still mounted Free mounting configuration

Even after mounting, the cassette alone can be adjusted freely through a 90° angle, increasing design freedom.



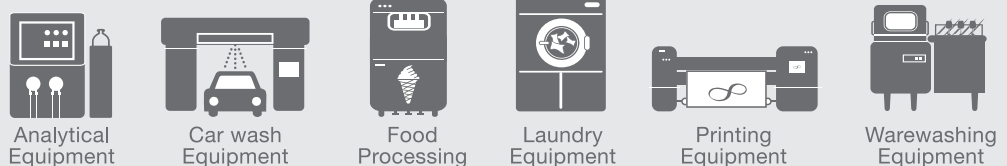
## Various motors can be mounted according to need Motor variation

The lineup also includes various types of motor for mounting, such as 12 and 24VDC low-speed and high-speed motors, AC motors, stepper motors, brushless motors, etc.



## Example of use

Since the launch of the products, over 1,000,000 units have been sold and its demand consistently grows, and they are widely used in many applications around the world.



\*Colors and sizes of actual products may differ slightly due to printing condition.

UL/CE/NSF/standards obtained, RoHS compatible, registered Japanese artisans, US patent obtained



**WELCO Co., Ltd.**

3-3-1 Sumiyoshi-cho, Fuchu-shi, Tokyo 183-0034, Japan Tel: +81-(0)42-333-7320 Fax: +81-(0)42-333-7337

Please see the web site to get more detail information. <http://www.welco.net>

